



Sound Signal Reception Device **SRD414/4**

General Features

The SRD414/4 is an acoustic electronic navigational aid to enable the officer on the watch to perceive incoming sound signals inside a totally enclosed bridge in order to perform the look-out function as required according to the Colreg 1972.

The device complies with the requirements of

- » Annex A.1, item No. A.1/4.58 and Annex B, Module B in Council Directive 96/98/EC
- » SOLAS 74 as amended, Regulation V/18, V/19 & X/3
- » IMO Res. A.694(17), 2000 HSC Code, IMO Res. MSC.86(70) & 191(79).

The system is capable of receiving sound signals from all directions in the audio band 70 Hz to 2100 Hz. Incoming sound signals are displayed acoustically and optically inside the bridge. The device consists of one microphone sensor unit with five microphones and one master control panel with loudspeaker and optical display.

Functional Characteristics

Incoming sound (warning) signals are scrutinized electronically and further processed for acoustic and visual display on the bridge panel.

Essentials

- » DNV GL Certificate (Module B) MEDB00000U4
- » DNV GL Certificate (Module D) MEDD0000086
- » fully digital
- » communication between micro mast and panel IP based
- » indications that system functions are ok
- » automatic dimming
- » VDR communication
- » remote dimming over VDR using \$--DCC command
- » fast signal detection (400 ms)
- » full signal play back (delayed)
- » very good distinction between signal and background noise
- » firmware upgradable
- » no analog signal, i.e. easy cabling between micro mast and panel
- » can be joined to board network
- » one micro mast can serve up to 10 bridge panels

Advantages

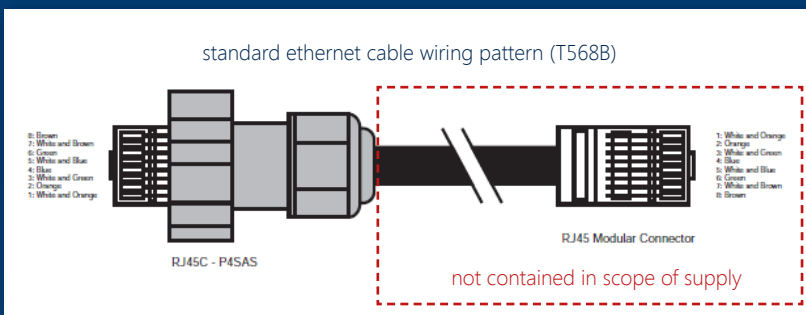
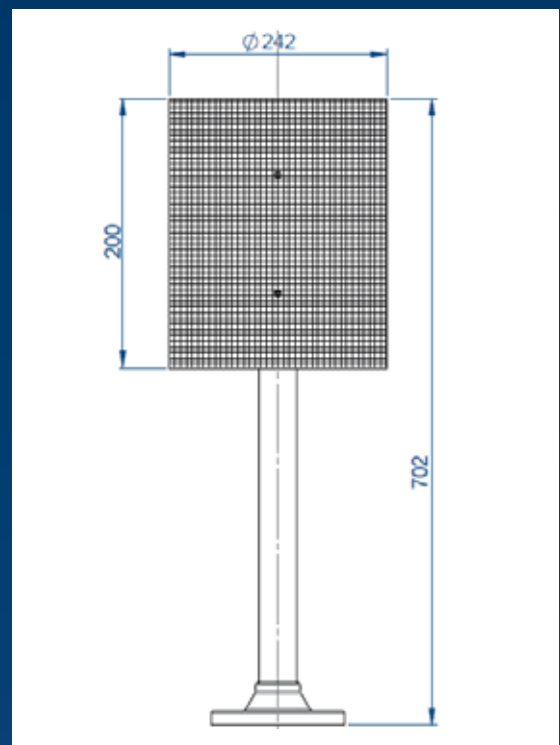
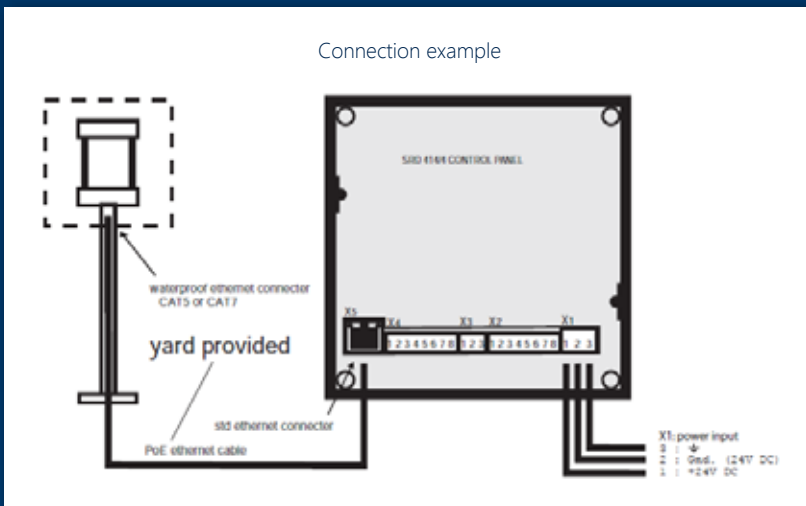
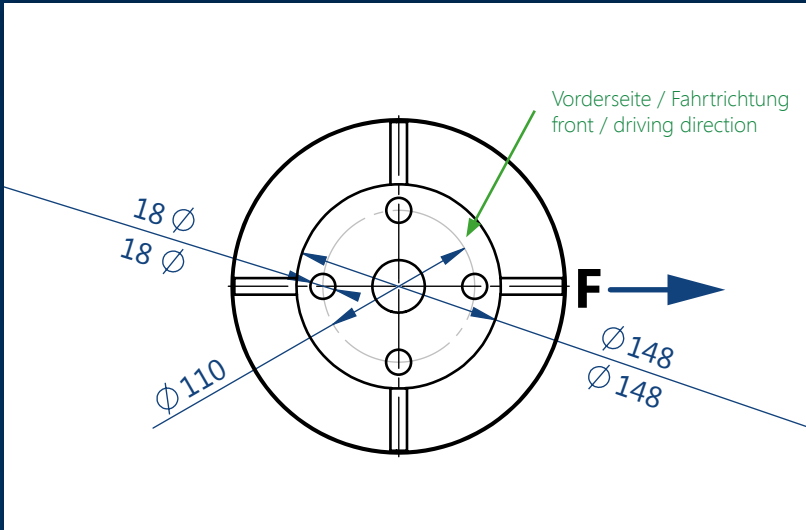
ZÖLLNER Signal GmbH is the pioneer in sound reception systems. Through continuous improvement the system is at the latest technical standard. It combines technical requirements with economic requests.

Installation

Microphone sensor unit: Ideally on the signal mast, in any case in safe distance to the magnetic compass and as far away from noise sources in the ship as is reasonably practicable and wind induced noise and mechanical vibrations are reasonably reduced.

Master control panel: Visible at least from the conning position and so that incoming sound signals are audible at all positions inside the bridge.





Kompasschutzabstand/ Save distance to the :	Magnet-Regelkompass / Standard-Magnetic-compass	Magnet-Steuerkompass / Steering-magnetic-compass
Bedieneinheit / Panel	2.30 m	1.40 m
Mikrofoneinheit / Micro mast	0.60 m	0.40 m

ZÖLLNER Signal GmbH
Radewisch 40 D-24145-Kiel • Telefon: +49 431
7027-100 • Fax: +49 431 7027-202 • signal@
zoellner.de • www.zoellner.de